



# Elmtree Echo

Issue 31



**Respect - Ambitious - Curious - Resilient - Inclusive**



## A Message from Mrs Ohene

Dear Parents and Carers,

For those of you with older children and young people who have sat their National Curriculum Assessments (SATs) this week or are in the middle of their GCSEs/ A-Levels, we are thinking of you all during this time. Exam periods can place extra pressure on the whole family. A good breakfast is key! Honey, bananas, wholemeal bread and pumpkin seeds are all good options either separately or combined!

At Elmtree this week, children and staff have enjoyed having you in for our stay and learn sessions with a Mathematics focus. These sessions play an important part in our partnership- thank you to all who attended.

With the warmer weather, children have been able to take their learning outdoors more. Please ensure they have sun hats, water bottles and apply sun cream before school.

We have had many visitors to Elmtree these last couple of weeks as we seek to recruit. We have had an overwhelming response to our adverts. Interviews take place next week so watch this space.

Many families globally would have celebrated Mother's Day on Sunday. The UK celebration day was of course in March. May is the month dedicated to Mary in the Christian (Roman Catholic) faith. This is a time for devotions and customs in honour of Mary, Mother of God, as a model of faith and obedience. Traditionally, Crowns are made and altars adorned with flowers which also signals the 'May flowers' season that follows 'April showers.' You will notice that the irises and poppies are now out; wildflowers appear in the long grasses of, 'no mow May,' a time given for pollinators to carry out their important duties.

Our pond has life! The tadpoles are fast-changing, and we are expecting frogs any time soon. The children will be able to take part in pond-dipping experiences next half term as part of our commitment to not just the science curriculum of habitats but also in providing rich opportunities that support their learning more widely. Perhaps you can join in with an outdoor treasure hunt of flowers, trees or wildlife- I have provided different checklists for you to have fun in your family! Choose one and off you go...

Have a wonderful weekend.

Warmest wishes,

Mrs Ohene

Headteacher





## CELEBRATION ASSEMBLY

No celebration assembly this week due to  
“Dan the skipping man”

A special thank you to Raylee, Lola and Erin for being super helpers  
at lunchtime today.

### HAPPY BIRTHDAY

Lenny - Oak

Callen - Beech

Miley - Oak

### HEADTEACHER AWARD

# Attendance

School attendance over the last 7 days is **95%**

**Below our expected 96%**

Let's aim to be in **#SchoolEveryDay** next week

The champion year group this week is **Year 1**

**Reception**

**90%**



**Year 1**

**97%**



**Year 2**

**96%**



Remember that **#MomentsMatter**

We expect all children to attend school for at least 96% of sessions across the year.

**MOMENTS  
MATTER,  
ATTENDANCE  
COUNTS.**



**ATTENDANCE**  
EVERY DAY COUNTS!

Expected attendance means having no more than seven days off in the school year!

**Attendance matters!**

**Below 90%**  
Serious Concern.  
Persistent absence.

**90 - 95.9%**  
Concern. Low  
Attendance.

**At least 96%**  
Expected  
attendance.





## Important Dates & Events



### Elmtree Infant School - Term Dates & key Events



#### ➔ Key Dates

13th/20th May - Carnival costume prep - 3.10pm (Parents to accompany)

21st May - World Culture Day—Cultural Mufti

22nd May - Year 1 to Windsor castle

3rd/10th June - Carnival costume prep - 3.10pm (Parents to accompany)

11th June - Reception group assembly 9am

19th June - Summer Ball (during school hours)

#### ♥ Upcoming Highlights

23rd May INSET DAY SCHOOL CLOSED

13th June - Dads Behaving Dadly 2.30pm All dads, Grandads, Uncles welcome.

14th June - Chesham Carnival 'The Day the Crayons Quit'

28th June - EFF Summer Fayre (time tbc)

#### 📌 Important Reminders

- **Please book school lunches** on the Schoolbitez website.
- If you would like to volunteer for Wild Woods or Reading please do let the office know.

#### 📌 Stay Updated!

Keep an eye on our **school website** and **social media pages** for any last-minute changes or additional events.

**Website:** [www.elmtreeschoolandnursery.co.uk](http://www.elmtreeschoolandnursery.co.uk)

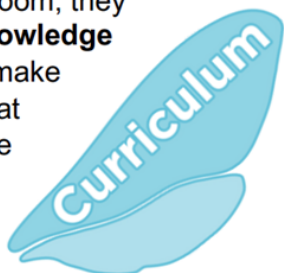
**Contact:** [Office@elm.odbst.org](mailto:Office@elm.odbst.org) / 01494 771474



The award is made up of four different criteria, called **wings**. Schools must complete all four wings to achieve accreditation.

## Curriculum

When students learn the **value of bumblebees** and other pollinators through discussions in the classroom, they **gain the knowledge** required to make decisions that have positive impacts.



## Habitat

Flowers are a bumblebee's only source of food, but the UK has lost **97%** of its wildflower meadows in the last century. By planting **bumblebee-friendly flowers** at your school, you are helping to replace lost habitat.



## Monitoring

Monitoring is a vital part of conservation. If we don't **survey bumblebees**, it's impossible to know if populations are improving, worsening or staying the same. This wing focuses on **gathering more data**.



## Community

The actions you take to make your school bumblebee-friendly can apply to your **local community**. This wing focuses on larger involvement, supporting bumblebees on a wider scale.



## How does it work?



There are **three award levels** to choose from, each with an increasing level of bumblebee dedication. The actions you complete for each wing will depend on the award level. You can view the actions you will need to take on the following pages.



### Buzzing for Bronze

Actions which introduce knowledge about bumblebees to your school.



### Striving for Silver

Actions which make bumblebees a part of everyday school life.



### Going for Gold

Actions which create a stronger commitment to bumblebee conservation and involve the wider community.



## Curriculum wing

### Teaching the importance of bumblebees

**Action:** Deliver the **Bumblebee Conservation Trust presentation** in assembly to the whole school.

**Guidance:** The presentation can be downloaded [here](#), or found in the [Resource library](#).

**Evidence:** Record when the assembly was, and how many pupils attended.\*



## Habitat wing

### Creating space for bumblebees

**Action:** Designate a **bumblebee-friendly area** and add three different bumblebee-friendly flowers to it, which flower across two seasons.

**Guidance:** The area can be any size, and what you plant is up to you! We have lots of free resources on our [website](#) to help with selection and planting. Make sure to clearly mark the area!

**Evidence:** Take a photo of the area and make a list of the plants included.\*



## Monitoring wing

### Develop skills to monitor bumblebees

**Action:** Students must complete our '**How to spot a bumblebee resource**'.

**Guidance:** The resource can be downloaded and printed [here](#), or found in our [Resource library](#). It can be used in the classroom or with an eco/green group.

**Evidence:** Keep copies of two completed resources.\*



## Community wing

### Share what you have learned about bumblebees

**Action:** Share **information** about bumblebees on the school website or social media.

**Guidance:** The possibilities are endless! Share information about the award and why it is important (you could even use our existing resources) or 'wow' others with bumblebee facts your school has learned along the way.

**Evidence:** Take a screenshot or photo of a social media post or webpage.\*



\*See the application form for guidance on how to provide evidence.

## Common UK bumblebees

The UK has 24 species of bumblebee, some common and some rare! These are the eight most common bumblebees you are most likely to see.

Use this poster to have a go at identifying your local bumblebees. Like all insects, their bodies have three main segments: the head, thorax (upper body) and abdomen (lower body). Looking at the tail colour is the best place to start, then the colour patterns on the rest of the body.

For a step-by-step guide to identifying bumblebees, visit [bumblebeeconservation.org](http://bumblebeeconservation.org)

# The Big 8 poster

### Bumblebees listed by colour pattern

- White-tailed
- Ginger-tailed
- Red-tailed

### Buff-tailed bumblebee (*Bombus terrestris*)

Queen Worker

Queens and males usually have buff tails but workers' tails are largely white, usually with a hint of buff at the front margin. Yellow bands slightly darker/dirtier than in the White-tailed.

*Photo: Queen bumblebee by Andrea Finch*



### Heath bumblebee (*Bombus jonellus*)

Queen/Worker/Male

Three yellow stripes and a white tail, similar to Garden bumblebees, but smaller with a short tongue and round face. Males have bright yellow faces.

*Photo: Bumblebee worker by Nick Owens*



### Tree bumblebee (*Bombus hypnorum*)

Queen/Worker/Male

Recent immigrant from France. Unique brown, black and white colour pattern. This bumblebee has spread rapidly and is now widespread in England, Wales and Scotland.

*Photo: Bumblebee worker*



### White-tailed bumblebee (*Bombus lucorum*)

Queen Male

Similar to Buff-tailed bumblebee but tail always pure white and bands brighter yellow. Males have yellow faces and often extra yellow bands.

*Photo: Queen bumblebee by Andrea Finch*



### Common carder bee (*Bombus pascuorum*)

Queen/Worker/Male

The only common brown bumblebee. Some forms have a very dark abdomen, but others are very light and similar to rarer carder bees.

*Photo: Bumblebee worker*



### Early bumblebee (*Bombus pratorum*)

Queen Male

A common small bee with an orangey-red tail. Has one or two yellow bands and males have a yellow face. Rarely seen after July.

*Photo: Male bumblebee by Gordon Mackie*



### Garden bumblebee (*Bombus hortorum*)

Queen/Worker/Male

### Red-tailed bumblebee (*Bombus lapidarius*)

Queen Male

# Healthier lunchbox recipes

Whether squeezing it in before the school run in the morning or before bed on busy midweek evenings, preparing your child's lunchbox can seem like just another thing on the list.

School meals are a great choice, but if you do make a packed lunch for your child then we've got you covered with our range of quick, easy, healthier lunchbox ideas and tips.

## Lunchbox tips



### Keep them fuller for longer

Base the main lunchbox item on foods like bread, rice, pasta and potatoes. Choose wholegrain where you can.



### Freeze for variety

Keep a small selection of different types of bread in the freezer so you have a variety of options – like bagels, pittas and wraps, granary, wholemeal and multigrain.



### DIY lunches

Wraps and pots of fillings can be more exciting for kids when they get to make them. Dipping foods are also fun and a nice change from a sandwich each day.



### Cut back on fat

Pick lower-fat fillings – like lean meats (including chicken or turkey), fish (such as tuna or salmon), lower-fat spread, reduced-fat cream cheese and reduced-fat hard cheese. And try to avoid using mayonnaise in sandwiches.

[See more healthier swap ideas](#)



### Mix your slices

If your child does not like wholegrain, try making a sandwich from 1 slice of white bread and 1 slice of brown bread.



### Always add veg

Cherry tomatoes, or sticks of carrot, cucumber, celery and peppers all count towards their 5 A Day. Adding a small pot of reduced-fat hummus or other dips may help with getting kids to eat vegetables.



### Ever green

Always add salad to sandwiches and wraps too – it all counts towards your child's 5 A Day!



### Cheesy does it...

Cheese can be high in fat and salt, so choose stronger-tasting ones – and use less of it – or try reduced-fat varieties.



### Cut down on crisps

If your child really likes their crisps try reducing the number of times you include them in their lunchbox, and swap for homemade plain popcorn or plain rice cakes instead.



### Add bite-sized fruit

Try chopped apple, peeled satsuma segments, strawberries, blueberries, halved grapes or melon slices to make it easier for them to eat. Add a squeeze of lemon juice to stop it from going brown.



### Tinned fruit counts too

A small pot of tinned fruit in juice – not syrup – is perfect for a lunchbox and easily stored in the cupboard.



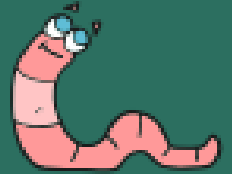
### Swap the fruit bars

Dried fruit like raisins, sultanas and dried apricots are not only cheaper than processed fruit bars and snacks but can be healthier too. Just remember to keep dried fruit to mealtimes as it can be bad for teeth.

# WOODLAND CREATURE HUNT!



- This long and slimy creature wiggles in the mud! Can you find a worm?



- They whistle sweet songs and fly through the sky! Can you spot a bird?



- They run up trees and hide away! How close can you get to a squirrel?



- They are super sneaky, you might spot one of their dens! Will you be lucky enough to spot a Fox?



- Be careful when kicking the leaves! You might come across a spiky hedgehog.



- What other creatures or animals can you find?



# ABC OUTDOOR Scavenger Hunt

- |                      |                              |                     |
|----------------------|------------------------------|---------------------|
| <b>A - Ant</b>       | <b>M - Mud</b>               | <b>X- Make an X</b> |
| <b>B - Bird</b>      | <b>N - Nest</b>              | <b>from leaves</b>  |
| <b>C - Creek</b>     | <b>O - Ocean</b>             | <b>Y - Y Shaped</b> |
| <b>D - Dandelion</b> | <b>P - Pinecone</b>          | <b>stick</b>        |
| <b>E - Earthworm</b> | <b>Q - Quiet Spot</b>        | <b>Z - Make a Z</b> |
| <b>F - Fly</b>       | <b>R - Rock</b>              | <b>from stones</b>  |
| <b>G - Gnome</b>     | <b>S - Sun</b>               |                     |
| <b>H - Horse</b>     | <b>T - Tree</b>              |                     |
| <b>I - Insect</b>    | <b>U - Umbrella</b>          |                     |
| <b>J - Jogger</b>    | <b>V - V Shape in a tree</b> |                     |
| <b>K - Kite</b>      | <b>W - Water</b>             |                     |
| <b>L - Leaf</b>      |                              |                     |



# Rainbow

## Scavenger Hunt

**Find something red**

**Find something orange**

**Find something yellow**

**Find something green**

**Find something blue**

**Find something purple**

# Magic Woodland Potions



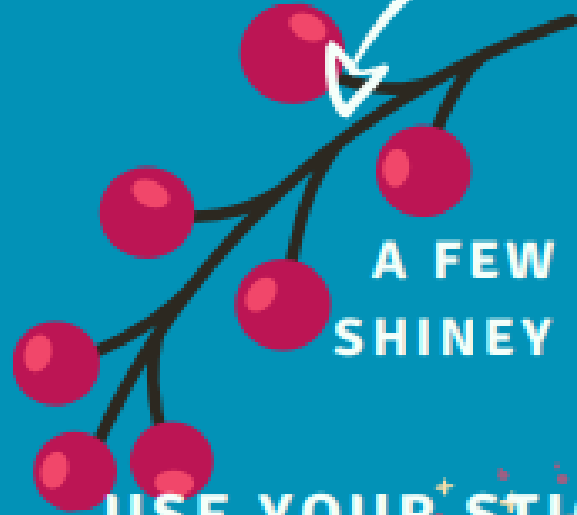
TAKE A CONTAINER OUT ON YOUR ADVENTURE.  
ADD A DASH OF WATER AND USE A MAGIC STICK FOR STIRRING.  
GATHER BITS AND PIECES THAT CATCH YOUR EYE AS YOU  
EXPLORE THE FOREST!



ADD A  
BEAUTIFULLY  
SCENTED FLOWER



A BRIGHTLY  
COLOURED LEAF



A FEW SUPER  
SHINEY BERRIES



A PRETTY  
FEATHER

USE YOUR STICK TO STIR  
YOUR POTION!  
THEN FIND A  
SPOT TO POUR OUT YOUR  
POTION AND.....

Make  
a wish!



# Leaf Identification



[www.havefunoutdoors.co.uk](http://www.havefunoutdoors.co.uk)



**Ash**



**Beech**



**Sycamore**



**Holly**



**Horse  
Chestnut**

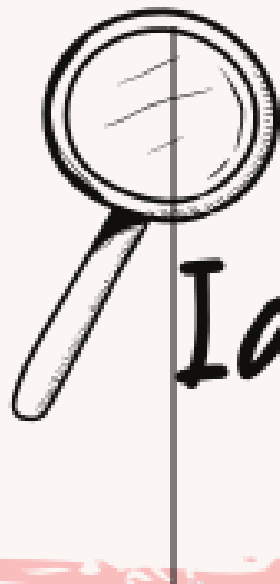


**Oak**



Tick them off and tag us when complete!

@havefunoutdoors 



# Flower

# Identification



**Daisy**




**Dandelion**



**Buttercup**



**Lavender**



**Bluebells**



**Tulip**



# Bug Observation

**My bugs name:**

---

**Type of bug:**

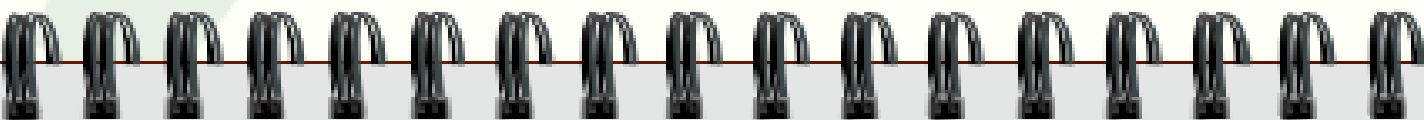
---

**Colour of bug:**

---

**How many legs  
does it have?**

---



**3 things about my bug...**

---

---

---

---

---

---

---

# A Mindful

## Scavenger Hunt



**Find something that....**

<b>smells nice</b>	<b>makes you smile</b>	<b>feels smooth</b>	<b>is old</b>
<b>makes a loud noise</b>	<b>makes you laugh</b>	<b>feels cold</b>	<b>makes a quiet noise</b>
<b>feels bumpy</b>	<b>reminds you of someone</b>	<b>is your favourite colour</b>	<b>is the colour of the sky</b>
<b>makes you feel grateful</b>	<b>looks pretty</b>	<b>you have never seen before</b>	<b>is your favourite shape</b>



## SMARTPHONES- THINK PIECE



A teacher was marking her pupils' homework.

Meanwhile, her husband was walking around the house, glued to his smartphone, immersed in his favourite game.

When she got to the last piece of homework, the teacher quietly began to cry.

Her husband noticed and asked:

— What happened?

She replied:

— Yesterday, I gave my pupils a writing assignment: 'MY WISH.'

The husband said:

— Okay, but why are you crying?

Holding back tears, the wife answered:

— While marking the last piece, I couldn't help but cry.

Curious, the husband asked:

- What was written that was so emotional?

The wife began to read:

My wish is to become a smartphone.

My parents love their smartphone very much.

They take care of their smartphone so well that sometimes they forget to take care of me.

When my dad comes home tired from work, he has time for his smartphone, but not for me.

When my parents are doing something important and the phone rings, they answer it immediately—

but they don't do the same with me, even when I'm crying.

They play with their phones, but not with me.

When they're talking to someone on the phone, they don't listen to me, even when I'm saying something important.

So, my wish is to become a smartphone.

After hearing those words, the husband was deeply moved and asked:

— Who wrote that?

The wife, with teary eyes, replied:

— OUR SON.

Remember:

Electronic devices are helpful, but they are meant to make our lives easier- not to replace love for our family and the people we care about. Children see and feel everything happening around them. Their experiences shape their minds and leave marks that last a lifetime. You can help by joining our

**Elmtree Pledge:**  
**SMARTPHONES, out of**  
**sight on school site.**

## Sun Safety for children

 I am safe  
I feel safe



# I keep safe in the sun

## School uniform

Now that we are in warmer months, please ensure your child is dressed appropriately for school. They can wear summer dresses, shorts, skorts, polo t-shirts and their usual footwear: sensible, fastened shoes; no slip-ons, no boots, no trainers unless they are completely black. See image for acceptable footwear at Elmtree:





CHILTERN  
CHALK STREAMS  
PROJECT

# Mayflies Storytelling and Craft with Chiltern Chalk Streams Project

Wednesday 28th May - 10.30-11.30am  
Chesham Library

Join *Laura Silverstone* from the **Chilterns Chalk Streams Project** for a Mayfly themed craft and storytelling session at Chesham Library.

A wonderful opportunity to learn about chalk streams and why they are so special.

**For Children aged 3-10 and their families.**

Please ensure to book your free ticket on our website or at Chesham Library.

**Buckinghamshire Libraries**

01296 382415 | To use Text Relay dial 18001 01296 382415

[www.buckinghamshire.gov.uk/libraries](http://www.buckinghamshire.gov.uk/libraries)



MADE BY



## AT CHESHAM LIBRARY

**Kids Show's - Saturday 24<sup>th</sup> May**



**10.30AM- John Brain playing  
BrainySongs - Free**



**12.30pm - Halls of Ridiculous-Discount Comedy  
Checkout-Family Show  
£5 -7.50 per ticket**



**14.15pm - Philip Simon: School's Out Comedy  
Club**



**£5 - 10 a ticket**

# KIDS



For more information and to book tickets go to:  
[cheshamfringe.com](http://cheshamfringe.com)

**CAN YOU HELP?**

# Elmtree Garden Working Party

**CAN YOU SPARE AN HOUR A  
MONTH DURING THE SCHOOL  
DAY TO HELP WITH THE  
UPKEEP OF THE POND/  
GARDEN AREA?**

**PLEASE LET THE  
OFFICE KNOW**



# Child Car Seat Check Event

**Tuesday**  
**3rd June 2025**  
**10am - 3pm**

**Asda Superstore**  
**Holmers Farm Way**  
**High Wycombe**  
**HP12 4NU**

*Pop along for FREE advice  
and an independent check!*



**Child Seat Safety Ltd**