


Elmtree Remote Learning - Year 2



Monday 25th January 2021

Daily Reading	<p>Choose a book to read from <i>Your Stuff</i> on Bug Club every day. Please make sure you complete all the Bug Challenges. Once you have completed a challenge, the bug will close its eyes.</p> 
Phonics	<p>Today we will be learning about the suffix ing. A suffix is added to the end of a word. Jog joging, shop shoping Remember to double the consonant jogging, shoppping Make a list of words containing the suffix ing. Write some sentences using these words. If you can, go on to Bug Club to play the games found in <i>Your Stuff</i>.</p>
English	<p>In assembly, we will be reading The Rhythm of the Rain by Grahame Baker-Smith This is a beautiful, lyrical non-fiction picture book about the water cycle. Issac empties his little jar of water into a stream and follows its journey through the country and the city until it joins the ocean. On the other side of the world, Cassi welcomes the rain in her dry village, where rivers now run and make their way back to the sea. The cycle is complete as the sun heats the ocean and clouds are formed that carry rain back to Issac once more Discuss what happened in the book, ask questions about Isaac's adventures. Say what you liked / disliked about the story. Remember how to tell which sentence is a question (has a question mark at the end and needs an answer) and which is a statement (has a full stop at the end and tells us something) Write questions about the book and answer the questions. Use question marks and full stops. http://www.viewpure.com/VNB7WGEUur4?start=0&end=0</p>
Maths	<p>To make equal groups by sharing. Watch the first video (recap) and stop at the pause video points for the children to have a go at the activity. https://whiterosemaths.com/homelearning/year-2/spring-week-3-number-multiplication-and-division/ If you are able to access the sheets on the website, do today's sheet. If not, allow the children to share objects practically.</p>
PSHE	<p>This week, we would like you to keep a kindness diary. Write the days of the week down the side of a book / piece of paper. Write down times when you have been kind to others and when they have been kind to you.</p>
Art / Topic	<p style="text-align: center;"><u>Art Project - 'Animal Homes'</u></p> <p>This week you will be completing an animal art project. Each day you will add to your projects. In Year 2, we will be making mixed up animals, for example, a cow mixed with a polar bear might be a cowler bear or a duck mixed up with a tortoise might be</p>

a tortoise or a tuck!! However, it is **completely up to you and your child as to what animal/animal home your child makes.**



cowler bear



dortoise

Please click on the following links to have a look at the project in more detail (including ideas, story links, music links and discussion prompts).

<https://www.place2be.org.uk/media/qc wd2wdv/art-room-animal-homes-main-pack.pdf>

<https://www.place2be.org.uk/media/rreebcox/art-room-animal-homes-additional-resources.pdf>

OR if you have requested a Home Learning Pack you will find a copy of the project information/guide included in your pack. There is a section on our Elmtree website all about this project, complete with PowerPoints about Animal Homes and links to the stories shown on the Animal Homes.

Project Information Guide (Under the 'Children's section):

<https://www.elmtreeschoolandnursery.co.uk/animal-homes-art-project>



Day 1 - Design your animal

Starter: Watch the Crazy Mixed Up Animal Song here:


<http://www.viewpure.com/rsqMuOpWKuc?start=0&end=0>

Think about two or three animals you might want to put together to make your own unique animal. Come up with a name for it which combines the 2 or 3 names of the animals you have mixed together.

(Or research the animal you and your child have chosen).


Task: Design your animal and then create it - your child can use **ANY** media (pencils, crayons, paint, collage, clay, playdough or recycling etc) to make their animal. Please just use what you have available in your home. (Your animal/animal home does not have to be 'neat')

Tuesday 26th January 2021


Daily Reading	<p>Choose a book to read from <i>Your Stuff</i> on Bug Club every day. Please make sure you complete all the Bug Challenges. Once you have completed a challenge, the bug will close its eyes.</p> 
Phonics	<p>Today we will be learning about high frequency words with the suffix ing and ed. These words are clearing, gleaming, rained, mailed Write sentences using these words. Can you think of other similar words? If you can, go on to Bug Club to play the games found in <i>Your Stuff</i>.</p>
English	<p>Talk about verbs and explain that they are 'doing or action words' (eat, drink, run, hop, sing) Today we are going to learn about tenses. Watch the Time Hopper video on Bug Club about past and present. Discuss the different tenses and what that means in terms of time - present is happening now. Past happened earlier. Choose a verb (skip) and show what the verb looks like (to skip), what the present (skips), continuous present (is skipping) and the past tense (skipped) looks like. Link to phonics adding ing and ed. Discuss other verbs and how the verb can be written using the different tenses. Some past tenses change the spelling like eats and ate. https://www.activelearnprimary.co.uk/resources#spag Choose some words from the story and decide if they are past, present or continuous present. Draw a table with the headings present, present continuous and past. Write the verbs from the story in the correct column.</p>
Maths	<p>To make equal groups by sharing. Watch the second video and stop at the pause video points for the children to have a go at the activity. https://whiterosemaths.com/homelearning/year-2/spring-week-3-number-multiplication-and-division/ If you are able to access the sheets on the website, do today's sheet. If not, allow the children to share objects practically. Complete the sentence - _____ shared between _____ is _____.</p>
PSHE	<p>Continue your kindness diary.</p>
Art / Topic	<p style="text-align: center;"><u>Art Project - 'Animal Homes'</u></p> <p>Day 2 - Design your animal home - This part can take as long as you need it to! The example used today is for a monmel which is a mixed-up animal using parts of a monkey and a camel (as mentioned previously, you are welcome to choose any animal you like!).</p> <p>Starter: Look at some jungle pictures and recap the animal facts. What can you see? (vines, trees, other animals) What can you hear? (exotic birds, a waterfall?) Discuss making your animal's home SAFE and COMFORTABLE e.g including a tree for the monmel to swing from and sand to walk on. Or somewhere for the monmel to hide/sleep.</p>

Task: To design their own **safe, fun and comfortable** home for their animal. You can use anything to do this, including sticks, grass, leaves, an old box, junk modelling, or anything you have at home - You may want to do painting and gluing today / then leave to dry to finish tomorrow.


Wednesday 27th January 2021

Daily Reading	<p>Choose a book to read from <i>Your Stuff</i> on Bug Club every day. Please make sure you complete all the Bug Challenges. Once you have completed a challenge, the bug will close its eyes.</p> 
Phonics	<p>Today we will be learning about adding ing and ed when there is a silent e. joke joking joked Make a list of words containing ing and ed when there is a silent e. Write some sentences using these words. If you can, go on to Bug Club to play the games found in <i>Your Stuff</i>.</p>
English	<p>Recap learning from yesterday about tenses. Play Time Hopper past and present game from Bug Club Write a sentence from the book and underline the verb. Remember verbs are doing or action words. There may be clues in the endings - ing, ed, s</p>
Maths	<p>To make equal groups by grouping. Watch the third video (recap) and stop at the pause video points for the children to have a go at the activity. https://whiterosemaths.com/homelearning/year-2/spring-week-3-number-multiplication-and-division/ If you are able to access the sheets on the website, do today's sheet. If not, allow the children to group objects practically.</p>
PSHE	<p>Continue your kindness diary.</p>
Art / Topic	<p style="text-align: center;"><u>Art Project - 'Animal Homes'</u></p> <p>Day 3 - Design your animal home - Continue from Tuesday.</p> <p>Continue to make your animal home. Important questions to discuss with a grown up whilst making it:</p> <ol style="list-style-type: none"> 1) What does your animal need around them to feel safe? - vines and trees so it can stay hidden, a food/water supply, a comfortable place to sleep. 2) In which part of the world would you place your animal home? 3) What would your animal see as they peered out? Are there any dangers surrounding your animal home? (Other animals, trees, a waterfall?) 4) How will your home protect your animal? (hiding place, soft place so it can sleep, waterfall nearby so it can drink water)

Thursday 28th January 2021

Daily Reading	<p>Choose a book to read from <i>Your Stuff</i> on Bug Club every day. Please make sure you complete all the Bug Challenges. Once you have completed a challenge, the bug will close its eyes.</p> 
Phonics	<p>Today we will be learning about adding ing and ed when there is a silent e. joke ing joked ed Make a list of words containing ing and ed when there is a silent e. Write some sentences using these words. If you can, go on to Bug Club to play the games found in <i>Your Stuff</i>.</p>
English	<p>Re-read the story and focus on new vocabulary. Make a list of unfamiliar words Use a dictionary or online search to find out the meaning of any new vocabulary.</p>
Maths	<p>To make equal groups by grouping. Watch the fourth video and stop at the pause video points for the children to have a go at the activity. https://whiterosemaths.com/homelearning/year-2/spring-week-3-number-multiplication-and-division/ If you are able to access the sheets on the website, do today's sheet. If not, allow the children to recap grouping the objects practically. They can then complete the sentences: There are _____ objects. The _____ are in groups of _____. There are _____ groups.</p>
PSHE	<p>Continue your kindness diary.</p>
Art / Topic	<p style="text-align: center;"><u>Art Project - 'Animal Homes'</u></p> <p>Day 4 - Design your animal home - Continued</p> <p>Continue to make your animal home / animal. Imagine being the animal in your home. Using your five senses:</p> <ul style="list-style-type: none">• What can you see?• What can you hear?• What can you feel?• What can you smell?• What can you taste? <p>What is it like living there? Questions to discuss:</p> <ul style="list-style-type: none">• What would be important to bring to your animal home?• Are there any animal friends sharing the space?• What activities would be fun to do in your animal home? <p>Could be things like a book for him to read, a slide for a water pool, a vine to swing on. Is there anything you would like to add to your animal home?</p>

Friday 29th January 2021

Daily Reading	<p>Choose a book to read from <i>Your Stuff</i> on Bug Club every day. Please make sure you complete all the Bug Challenges. Once you have completed a challenge, the bug will close its eyes.</p> 
Phonics	<p>Today we will be reading and hearing sentences containing words with the suffix ing and ed.</p> <p>The words are swimming, shared, jumped, giving, gleaming</p> <p>If you can, go on to Bug Club to play the games found in <i>Your Stuff</i>.</p>
English	<p>Re read the story The Rhythm of the Rain by Grahame Baker-Smith.</p> <p>Draw pictures to represent the water cycle. Add arrows. Add labels/sentences to tell how the water cycle works. Give your work a title.</p>
Maths	<p>To recognise odd and even numbers.</p> <p>https://www.topmarks.co.uk/learning-to-count/paint-the-squares</p> <p>Using an interactive 100 grid, get the children to count in 2s and mark it on the 100 grid as they go along. What do they notice? Pick a number that has been marked on the square and make that number into a tower of cubes/objects. Break the tower in half and ask the children if I can make two equal groups - the answer should be yes! We call these numbers 'even'.</p> <p>Pick one of the unmarked numbers and make a tower using cubes/objects. Break the tower in half and ask the children if I can make two equal groups - the answer should be no! We call these numbers 'odd'.</p> <p>Write even numbers from 0 to 20 and point out to the children that all even numbers have 0,2,4,6,8 in the ones column.</p> <p>Write the odd numbers from 1 to 19 and point out that all odd numbers have 1,3,5,7,9 in the ones column.</p> <p>If you are able to access the sheets on the website, do today's sheet. If not, the children can find odd and even numbers of objects.</p>
PSHE	<p>Continue your kindness diary.</p>
Art / Topic	<p><u>Art Project - 'Animal Homes'</u></p> <p>Day 5 - Reflection</p> <p>Discuss your animal home. Imagine you are inside your animal's home. What is it like to be there? What new things have you found to enjoy whilst at home? What other places are comforting to think about while the world around us is changing?</p> <p>Share your creations with us by sending pictures to the Elmtree blog!</p> <p>We would love to see what you have done!</p>