



Art and Design

Colour Chaos: Paul Klee

Paul Klee




Aim

- I can create a painting using tints I have mixed.
- I can talk about the artist Paul Klee.

Success Criteria

- I can mix tints.
- I can use my tints to paint a painting.
- I can tell you an interesting fact about Paul Klee.
- I can tell you about one of Paul Klee's paintings.

Mixing Tints



Primary Colours

We have learnt about the **primary** colours.



Secondary Colours

We have learnt about **secondary** colours.

You use the **primary** colours to mix these.




Mixing Secondary Colours

We have
practiced mixing
lots more
colours!




Neutral Colours


Today we are going to learn about neutral colours.




brown



black



gray




white

Just like we did last week, we can mix these colours to make lots of new colours to paint with.


Making Tints

If we add white to a colour, we can make tints.




Making Tints

Tinting changes a colour from bright to pale.



Making Tints

Pink is a tint.
We make it by mixing red and white.




Changing the Feeling

Tinting can make your painting seem calm and gentle.
How do these two paintings by Mark Rothko make you feel?




Brights



Tints

Painting with Tints



Bridge Over a Pond of Water Lilies (1899)
by Claude Monet

Tints are also good for painting people, animals and the natural world.

Paul Klee

Paul Klee was an artist who experimented with all different types of colour.



Rhythmical, Stricter and Freer (1930)
by Paul Klee

Photo courtesy of Sharon Mollerus (@flickr.com) - granted under creative commons licence - attribution

All About Paul Klee

(1879 - 1940)
Swiss German

Paul Klee was born in Switzerland in 1879. His father was a music teacher and his mother was a singer. As a child, Paul Klee was a talented violin player.

When he was 17 he decided he wanted to be an artist. But he was worried that he wasn't good enough at painting because he couldn't make his pictures look realistic.



All About Paul Klee

(1879 - 1940)
Swiss German

Eventually Paul Klee realised that if he painted in a more abstract style he could express complicated feelings through simple shapes and colours.



Photo courtesy of Alexander Eliasberg (Wikimedia Commons) - granted under creative commons licence – attribution



This painting has a very dark background, white lines and blocks of primary colour.

Moonrise and Sunset (1919)
by Paul Klee


Photo courtesy of Ian Burt (@flickr.com) - granted under creative commons licence - attribution



Here, Klee uses lots of colours, bright, light and dark.

Introducing the Miracle (1916)
by Paul Klee

Photo courtesy of Ian Burt (@flickr.com) - granted under creative commons licence - attribution




Klee has made this painting of a sunset by mixing tints.

Separation in the Evening (1922)
by Paul Klee

Photo courtesy of Ian Burt (@flickr.com) - granted under creative commons licence - attribution

Looking at Abstract Art: Separation in the Evening (1922)



What do you see when you look at this painting?

How has the painting been made?

What kind of colours does Klee use?

How would you describe these colours?

What shapes can you see?


What kind of lines can you see?

How do you think Klee was feeling when he painted this?

How does the painting make you feel?

Do you like it? Why?


Painting With Tints



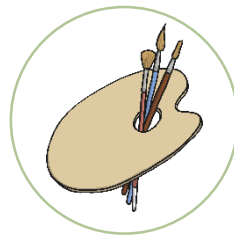
You will need...



Painting with tints template



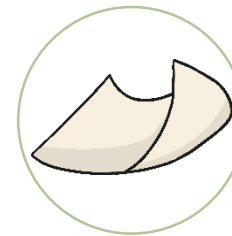
Paint in white and one other colour



A clean palette



Water



A rag

1. Paint the top strip on your paper in your chosen colour. Swish, wipe and blot your brush.
2. Now mix some white paint in to your colour to make a tint. Notice how the paint turns lighter. Paint the next strip down in this colour.
3. Carry on mixing a little white with your colour and painting a strip until all your strips have been painted in tints. Don't forget to swish, wipe and blot!

**What a good tints
painting looks like...**


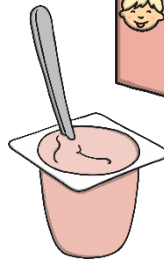


Can you sort the objects from darkest to lightest?

Click here to reveal the answers!

darkest

lightest



Aim



- I can create a painting using tints I have mixed.
- I can talk about the artist Paul Klee.

Success Criteria

- I can mix tints.
- I can use my tints to paint a painting.
- I can tell you an interesting fact about Paul Klee.
- I can tell you about one of Paul Klee's paintings.

