



Art and Design

Colour Chaos: Wassily Kandinsky

Wassily Kandinsky



Aim

- I can create a circles painting using colours I have mixed myself.
- I can talk about the artist Wassily Kandinsky

Success Criteria

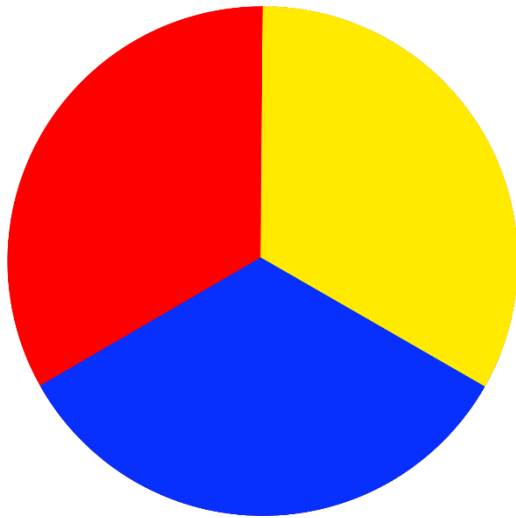
- I can mix colours, tints and shades.
- I can use my colours to paint a circles painting.
- I can tell you an interesting fact about Wassily Kandinsky.
- I can tell you about one of Kandinsky's paintings.

Colour Mixing



Colour Mixing

We have been learning about colour mixing.



Primary Colours

We have learnt about the **primary** colours.



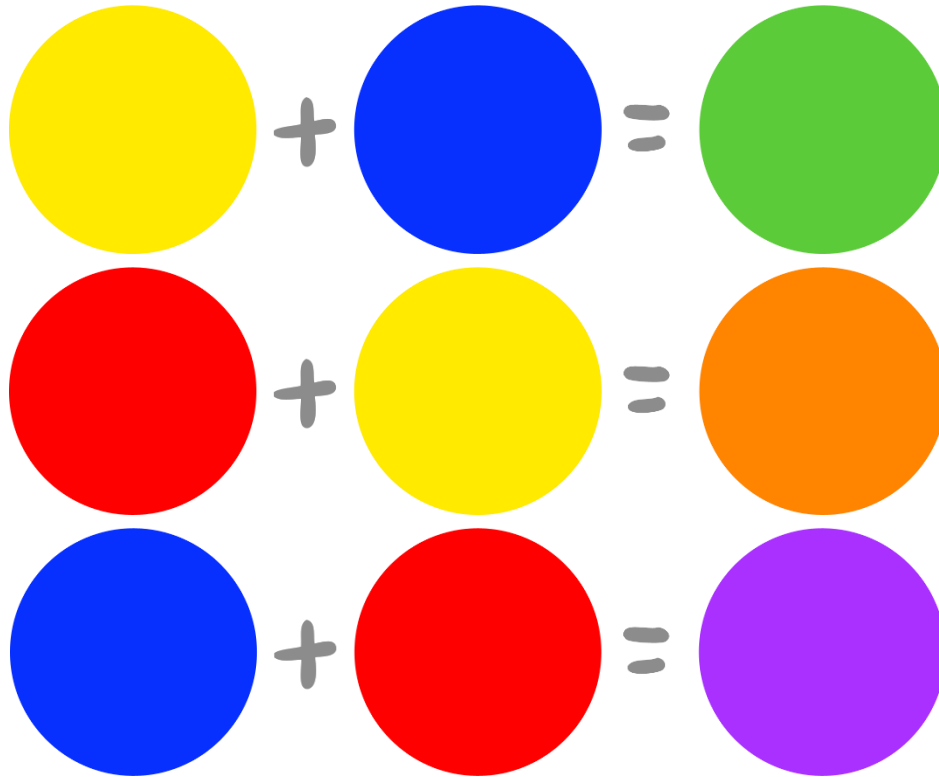
Secondary Colours

We have learnt about **secondary** colours.

You use the **primary** colours to mix these.



Mixing Secondary Colours







Mixing Secondary Colours

We have
practiced mixing
lots more
colours!



Neutral Colours

We have learnt about neutral colours.



Mixing Tints

If we add white to a colour, we can make tints.
This makes a colour lighter.



Mixing Shades

If we add black to a colour, we can make shades.

This makes the colour darker.



Warm and Cool Colours

We have learnt about warm and cool colours.



Warm Colours

Red, orange, and yellow are warm colours. They make us think of sunny, warm and cosy things.



Cool Colours

Green, blue and purple are cool colours. They make us think of fresh, calm and chilly things.



Using Every Colour

Today we are going to use all the colours!



Wassily Kandinsky

Wassily Kandinsky was a Russian painter. Many people think he was the first abstract artist.



Abstract Painting
by Wassily Kandinsky

All About Wassily Kandinsky

(1866 - 1944)
Russian

Wassily Kandinsky was born in Russia, in 1866. When he grew up, he worked as a teacher at the University but it didn't make him happy.

When he was 30 he left his job and went to art school. He found art school easy and was very good at his studies.

Kandinsky thought a lot about what colours mean and how they make people feel. He believed that colours had a soul.



Wassily Kandinsky

All About Wassily Kandinsky

(1866 - 1944)

Russian

He was the first painter to stop painting pictures of things and instead paint just using colours and shapes. He believed that this let him paint honestly about his feelings.

Often Kandinsky would listen to music while he painted and try to paint what he heard.


All the other painters we have found out about learned a lot from Kandinsky's ideas.





Red Spot II (1921)
by Wassily Kandinsky

Photo courtesy of Sharon Mollerus (@flickr.com) - granted under creative commons licence - attribution



Improvisation 26 (Rowing) (1912)
by Wassily Kandinsky

Photo courtesy of Sharon Mollerus (@flickr.com) - granted under creative commons licence - attribution



Colour Studies: Squares with Concentric Circles
by Wassily Kandinsky

Photo courtesy of NailsandNoms (@flickr.com) - granted under creative commons licence – attribution

Looking at Abstract Art: Colour Studies: Squares with Concentric Circles (1913)



What do you see when you look
at this painting?

How has the painting been made?

What kind of colours does Kandinsky use?

How would you describe these colours?

What shapes can you see?

What kind of lines can you see?

How do you think Kandinsky was feeling
when he painted this?

How does the painting make you feel?

Do you like it? Why?

Kandinsky Circle Painting




You will need...



A3 painting template



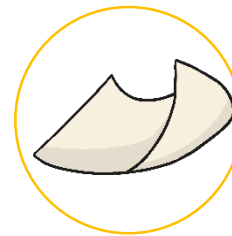
Paint in lots of colours



Brushes



Water



A rag

1. Experiment with mixing colours together. Use white to make them lighter, and black to make them darker. Practice until you have lots of colours that you like.
2. In each square of your template, paint a dot. Use a different colour for each one.
3. Remember: Swish, wipe and blot!
4. Round each dot, paint a circle in a different colour.
5. Round each circle, paint an even bigger circle in a new colour.
6. Finally fill in any white space you have left in each square in another colour.

What a good circle painting looks like...



Sharing and Celebrating Our Artwork!



Walk around the classroom and look at the paintings that everyone has created.

Think about your painting.
What feeling do you think that your painting shows?



Aim



- I can create a circles painting using colours I have mixed myself.
- I can talk about the artist Wassily Kandinsky

Success Criteria

- I can mix colours, tints and shades.
- I can use my colours to paint a circles painting.
- I can tell you an interesting fact about Wassily Kandinsky.
- I can tell you about one of Kandinsky's paintings.

