





# Elmtree Remote Home Learning - Year 2




w/c 08.02.21

Monday 8th February 2021



Daily Reading	<p>Choose a book to read from <i>Your Stuff</i> on Bug Club <b>every day</b>. Please make sure you complete all the Bug Challenges. Once you have completed a challenge, the bug will close its eyes.</p>   								
Phonics	<p>If you can access Bug Club, this lesson will have been allocated to you. This week, we will be learning about prefixes. A prefix is added to the beginning of a word and changes the meaning of the word. Today, we will be finding out about the prefix <i>re</i> which when added to a word means to go back or do again: read/reread (read again). Write a list of all the words you can think of where you add <i>re</i> to words. If you can, go on to Bug Club to play the games found in <i>Your Stuff</i>.</p>								
English	<p>In assembly, we will be reading <i>How to Catch a Star</i> by Oliver Jeffers  <i>Once there was a boy who loved stars very much....</i>          Discuss what happened in the book, ask questions about the boy, the star and his attempts at catching the star. What did you like / not like about the story? Write a character profile about the boy. What is his name, where does he live, who are his family, likes and dislikes? Draw a picture of your boy  <a href="http://www.viewpure.com/_3oQcKxE-ck?start=0&amp;end=0">http://www.viewpure.com/_3oQcKxE-ck?start=0&amp;end=0</a></p>								
Maths	<p>Today's maths is all about making tally charts. A tally is a way of recording information in order to be able to count it quickly:</p> <table border="1" data-bbox="284 1288 635 1429"> <thead> <tr> <th>Item</th> <th>Tally</th> </tr> </thead> <tbody> <tr> <td>pencils</td> <td>IIII</td> </tr> <tr> <td>rubbers</td> <td>IIIF IIII</td> </tr> <tr> <td>rulers</td> <td>IIIF I</td> </tr> </tbody> </table> <p>We draw a line for each object we count and when we get to 4 lines, the next one goes diagonally across the 4 you have already drawn to make 5. </p> <p>If you can, watch both videos:  <a href="https://vimeo.com/501669795">https://vimeo.com/501669795</a>  <a href="https://vimeo.com/501671369">https://vimeo.com/501671369</a> and then do the sheet if you are able to download it from the school website.          If you can't download the sheet, you could do a tally of cars going past your house or number of people you see on a walk.</p>	Item	Tally	pencils	IIII	rubbers	IIIF IIII	rulers	IIIF I
Item	Tally								
pencils	IIII								
rubbers	IIIF IIII								
rulers	IIIF I								
PSHE	<p>For PSHE this week, we would like you to complete a feelings and emotions diary. How are you feeling at different times in the day? What has made you feel this way?          We will also give you an extra mini task to complete each day, if you have the time. Today's mini task is to go outside and look at the clouds. What 'pictures' or shapes can you see in the clouds?</p>								
Science	<p>This week in science, we will be learning about endangered animals. Did you know? Scientists think that there are nearly 8 million species of animals in the world, living on the land, in the sky and in the sea. We only know about 1.4</p>								

	<p>million of these...which means that over 6 million species of animal are yet to be discovered! We have already discovered:  5500 species of mammal, 10 000 species of bird, 7000 species of amphibian,  10 000 species of reptile, 33 000 species of fish, over 1 300 000 kinds of invertebrate!!</p> <p>For today's science, we would like you to name as many mammals, birds and amphibians as you can. What is your favourite from each group?</p>
Topic	<p>This week in geography we are learning about where hot and cold countries are located in the world. Countries have different types of 'climate' around the world, they can be hot or cold. Climate is the average weather usually taken over 30 years for a particular place. Print out a blank climate zone map from the internet. Find a colour coded climate zone map on the internet. Use this to help you create a key and colour code the four different climate zones.</p> <p><i>Challenge: Can you label the continents, major oceans and the equator?</i></p>


Tuesday 9th February 2021	
Daily Reading	<p>Choose a book to read from <i>Your Stuff</i> on Bug Club <b>every day</b>. Please make sure you complete all the Bug Challenges. Once you have completed a challenge, the bug will close its eyes.</p> 
Phonics	<p>If you can access Bug Club, this lesson will have been allocated to you.</p> <p>This week, we will be learning about prefixes. A prefix is added to the beginning of a word and changes the meaning of the word.</p> <p>Today, we will be finding out about the prefix un which when added to a word means the opposite happy/unhappy</p> <p>Write a list of all the words you can think of where you add un to words. If you can, go on to Bug Club to play the games found in <i>Your Stuff</i>.</p>
English	<p>Think about the book <i>How to Catch a Star</i>. Can you find some of the verbs (doing or action word) in the story and some of the nouns (name of a place, person or object)?</p> <p>An adjective is a describing word. We will be describing our work today. Make a list of all the ways the boy tries to catch the star. Tell an adult how you could catch a star. What machine would you use?</p> <p>Design a star catching machine. Write labels or sentences to describe your machine.</p>
Maths	<p>Today's maths is all about drawing and interpreting pictograms - these are a way of collecting information and displaying it in picture form. If you can, watch the videos:  <a href="https://vimeo.com/501672753">https://vimeo.com/501672753</a>  <a href="https://vimeo.com/501673699">https://vimeo.com/501673699</a></p> <p>If you are able to, download the sheet from the school website. OR you could make your own pictogram. This could be about your family's favourite fruit or their favourite animal. Your pictogram would then have pictures of fruit or animals.</p> <p>There is a second video today which is about being able to read pictograms, or interpret them. If you can, watch the video below:  <a href="https://vimeo.com/501674074">https://vimeo.com/501674074</a> and then do the sheet if you are able to download it from the school website.</p>
PSHE	<p>Continue with your feelings and emotions diary.</p> <p>Today's mini task is to phone a friend / relative. Talk about what you have been doing and what you're going to do the rest of the week.</p>


Science	Continuing on from yesterday's work, we would like you to name as many reptiles, fish and invertebrates as you can. What is your favourite from each group?
Topic	Log in to Jasmine PE. Visit the Tightrope theme and, with an adult practise your Stance Skills to see what colour you can achieve.

### Wednesday 10th February 2021

Daily Reading	Choose a book to read from <i>Your Stuff</i> on Bug Club <b>every day</b> . Please make sure you complete all the Bug Challenges. Once you have completed a challenge, the bug will close its eyes. 
Phonics	If you can access Bug Club, this lesson will have been allocated to you. Today, we will be finding out about how you can add a prefix (un/re) and a suffix (ed/ing/s/es) to a word <b>unfilling, replayed</b> Write a list of all the words you can think of where you can add a prefix and a suffix to words. If you can, go on to Bug Club to play the games found in <i>Your Stuff</i> .
English	Watch How to Catch a Star again. Retell the story to an adult. Focus on stars and write a list of adjectives which describe a star. <a href="http://www.viewpure.com/_3oQcKxE-ck?start=0&amp;end=0">http://www.viewpure.com/_3oQcKxE-ck?start=0&amp;end=0</a> Using the initial sound of STAR write an acrostic poem or write a poem about stars using our own words.
Maths	In today's maths, you will be learning how to draw pictograms where each picture on your pictogram, will represent 2s, 5s or 10s. If you can, watch the video: <a href="https://vimeo.com/504483835">https://vimeo.com/504483835</a> and then do the sheet if you are able to download it from the school website.
PSHE	Continue with your feelings and emotions diary. Today's mini task is to dance to your favourite song - sing along to it as loud as you are allowed!
Science	For today's science, we would like you to find out about one endangered animal. Where does it live? What does it eat? What does it look like? Why is it endangered?
Topic	Please see the Lesson Presentation about Wassily Kandinsky. Create a coloured circles piece of art. You can use collage materials, paint, crayons or any other form you wish. Find out two facts about Kandinsky 

### Thursday 11th February 2021

Daily Reading	Choose a book to read from <i>Your Stuff</i> on Bug Club <b>every day</b> . Please make sure you complete all the Bug Challenges. Once you have completed a challenge, the bug will close its eyes. 
Phonics	If you can access Bug Club, this lesson will have been allocated to you. Today can you write 3 sentences using these words - unfair, restart, uncover If you can, go on to Bug Club to play the games found in <i>Your Stuff</i> .

English	Recap the How to Catch a Star story and remind yourself of ways the boy tried to catch the star - use your list from Tuesday. Think up own ways of how to catch a star. How would you reach it? What would you use to reach it or catch it? Write instructions for catching a star using the starter words - first, next, after that, then, finally.
Maths	In today's maths, you will be learning how to read, or interpret, the pictograms where each picture represents 2s, 5s or 10s. If you can, watch the video: <a href="https://vimeo.com/504484570">https://vimeo.com/504484570</a> and then do the sheet if you are able to download it from the school website.
PSHE	Continue with your feelings and emotions diary. Today's mini task is to go for a walk to appreciate nature - what can you see / hear?
Science	For today's science, we would like you to find out about one extinct animal. Where did it live? What did it eat? What did it look like? Why did it become extinct?
Topic	This week in geography, we have been learning about where hot and cold countries are located in the world. Find out where in the world some animals live - which animals live in cold places? Which animals live in hot places? Cut out and stick the animals onto your climate zone map in the correct zone or draw them on.
Friday 12 <sup>th</sup> February 2021	
Daily Reading	Choose a book to read from <i>Your Stuff</i> on Bug Club <b>every day</b> . Please make sure you complete all the Bug Challenges. Once you have completed a challenge, the bug will close its eyes. 
Phonics	If you can access Bug Club, this lesson will have been allocated to you. Today can you write 3 sentences using these words - unrolled, refilling, replayed If you can, go on to Bug Club to play the games found in <i>Your Stuff</i> .
English	Discuss the boy's adventure in How to Catch a Star What adventure would you go on with your star? Write a new adventure for you and your star. Where will you go? What will you do? Who will you meet?
Maths	In today's maths, you will be learning how to draw block diagrams. These are another way of showing information you might have collected. If you can, watch the video: <a href="https://vimeo.com/504485413">https://vimeo.com/504485413</a> and then do the sheet if you are able to download it from the school website. Alternatively, you could get a tube of smarties and sort them into their colours. Record your information on a block diagram.
PSHE	Continue with your feelings and emotions diary. Today's mini task is to reflect on the mini tasks of the week - which one has been your favourite? Which one has made you the happiest? Whichever one made you the happiest, do it again! Or choose to do something else that makes you happy.
Science	For today's science, we would like you to find out what you can do to help endangered animals? Are there any charities that support them? What can we do at home / school?
Topic	Use your voice to play a game of Funny Voices. Try saying your name or the names of people in your family in silly voices. Can you keep a straight face, or will you laugh too much? Have fun!